


REDLINE
by  **DYNAPAC**
FAYAT GROUP



REDLINE

DRA 30 ASPHALT ROLLER

The REDLINE DRA 30 Asphalt Roller Range Brings Efficiency to a New Level



Reliable

Rely on your equipment



Efficient

Get it done efficiently



Durable

Built for tough work





The REDLINE brand focuses on simplified, smart operations for optimal roadwork results. As an independent range of road construction equipment, REDLINE carries with it the pioneering DNA of Dynapac.

Its durable range of highly efficient rollers, pavers, and compact equipment ensures ideal job outcomes with maximum reliability, safety, and lasting quality. Operational excellence, combined with a comprehensive service and support team give customers the confidence they need to bring even the toughest of jobs to their successful conclusion. The REDLINE brand promises to deliver effective and durable solutions for our customer's success now and in the future.

REDLINE Soil Roller Range

DRS 120 D/DS

- Drum width: 2,130 mm
- Operating weight: 11,400 kg

DRS 180 D

- Drum width: 2,130 mm
- Operating weight: 18,000 kg

DRS 200 D

- Drum width: 2,130 mm
- Operating weight: 20,000 kg

REDLINE Asphalt Roller Range

DRA 30

- Drum width: 1,200 mm
- Operating weight: 3,100 kg

DRA 90

- Drum width: 1,690 mm
- Operating weight: 9,200 kg

REDLINE Pneumatic Tyred Roller

DRT 140

- Width over tyres: 2,370 mm
- Operating weight: 14,000 - 26,000 kg

DRIVE YOUR SUCCESS - BUILD IT RED!

REDLINE DRA 30 HIGHLIGHTS





INE
DYNAPAC



OPTIMIZED COMFORT AND SAFETY

Redline prioritizes safety, operator comfort, and clear instrument panels. Our equipment features reliable vibration systems and zero-vibration platforms, ensuring a comfortable and safe working environment for operators.



RUGGED DESIGN

Redline offers a strong hitch for extended equipment life and a reliable water sprinkling system with triple filtration for uninterrupted operation. Two adjustable scrapers per drum allow operators to customize drum-blade gaps for various applications.



DYNAPAC ENGINE

Redline offers failure consultancy for machines and engines, along with seamless parts support exclusively through Redline dealers. This ensures quick and efficient resolution of issues, minimizing downtime for customers.



MAXIMUM VISIBILITY

Redline equipment provides maximum visibility of objects 1 meter high and 0.44 meters away from the machine. This enhanced visibility ensures safer operation and helps operators avoid potential hazards.



EFFORTLESS MAINTENANCE

Ground-level access to essential services and checkpoints, including the air filter. Hassle-free design and seamless maintenance save time and effort on the job.



CONTINUOUS OPERATION

Redline equipment features a large 160-liter water tank for continuous operation. The tank is equipped with triple filtration technology, ensuring uninterrupted operation for long hours, ideal for demanding work environments.

ENHANCED OPERATIONAL PRECISION

VISIBILITY

Redline's equipment offers an excellent overview to help operators concentrate on the job at hand. The operator platform is designed to provide the best all-around visibility, ensuring operators can easily see their surroundings. With best-in-class front and rear visibility, operators can see objects that are 1 meter high and 0.44 meters away from the machine, both in front and behind, directly from their seat. This exceptional visibility enhances safety and efficiency, allowing operators to work with confidence and precision.

LONG WORKING HOURS

A large water tank with triple filtration technology facilitates uninterrupted asphalt compaction and provides a smooth surface. 4 dampers placed in optimum position provide zero vibration to the operator platform for long working hours. All the operating parameters are within operator's reach. The adjustable soft scraper provides the liberty to adjust the scraper position as per the application.

ROUGED DESIGN


Redline's equipment features a strong and reliable steering hitch design, ensuring durability and stability even in challenging conditions. This design enables precise manoeuvrability, allowing operators to navigate accurately and confidently. The equipment's high operator efficiency is further enhanced by the ideal combination of amplitude, frequency, and centrifugal force, ensuring optimum compaction results. The result is an excellent surface finish and high productivity, making Redline's equipment a top choice for demanding compaction tasks.

ONE-STOP SOLUTIONS FOR EVERY CHALLENGE

Ground-level access to essential service and checkpoints, including the air filter, power disconnect switch, battery, and hydraulic and fuel filters. This hassle-free design ensures convenient accessibility to all service parts, streamlining maintenance procedures for easy and efficient upkeep, saving valuable time and effort on the job site.

WHERE SAFETY MEETS INNOVATION

Redline's equipment is engineered for optimal usability, with every operational parameter and function conveniently accessible. From the forward and reverse lever to the throttle lever and dashboard, all controls are within easy reach. The ergonomically designed dashboard features a keypad for frequently used switches, with all operational switches aligned in one place for efficiency. Additionally, a digital color display provides essential information such as operating hours, fuel levels, battery charging status, engine water temperature, oil pressure, parking brake lamp status, and glow plug status, ensuring operators have all the information they need at their fingertips for smooth and safe operation.





TAILOR MADE OPTIONS LIST

ROTATING BEACON

Equipped with a rotating beacon, ensuring visibility at all times. This feature enhances safety on the job site, making it easy for others to spot the equipment, even in busy or low-light conditions.

WORKING LIGHT

Redline's equipment features a powerful working light that provides excellent visibility both day and night. This ensures operators can work safely and efficiently in any lighting conditions, enhancing productivity and safety on the job site.

BACKUP ALARM

Equipped with a backup alarm as an extra safety measure. This alarm alerts those around the equipment when it is moving in reverse, reducing the risk of accidents and ensuring a safer work environment.

CANOPY



Features a canopy that allows the operator to stay alert in all weather conditions. The canopy provides protection against the sun and rain, ensuring the operator can work comfortably and safely throughout the day.

MIRROR

Redline's equipment is equipped with mirrors that provide the operator with the best view from the operator's station. These mirrors enhance visibility, allowing operators to safely and efficiently navigate their surroundings with confidence.

ROPS

Equipped with roll-over protection structures (ROPS) for the best operator safety. These structures provide a protective zone around the operator in the event of a roll-over, minimizing the risk of injury and ensuring a safer work environment.



ROTATING BEACON

WORKING LIGHT

BACKUP ALARM



REDLINE
TELEMATICS



REDLINE TELEMATICS

Experience comprehensive theft protection and efficient service scheduling with REDLINE Telematics. Safeguard your fleet and optimize your maintenance plan to keep your fleet running smoothly.



CANOPY

MIRROR

SPECIFICATIONS

DRA30

TOTAL HEIGHT
2,650 mm

TRANSPORT HEIGHT
1,836 mm

STEERING ANGLE
+/- 29°



MASSES

OPERATING MASS
incl. ROPS

3,100 kg

MAX OPERATING MASS
FRONT / REAR

1,500 / 1,600 kg

MAX. OPERATING
MASS

3,200 kg

GROUND CLEARANCE
183 mm

TRACTION

SPEED
RANGE

0 - 12 km/h

THEORETICAL MAX.
GRADEABILITY

38 %

DRUM
DIAMETER

572.5 mm

VERTICAL
OSCILLATION

+/- 10°

COMPACTION

STATIC LINEAR LOAD
FRONT / REAR

12.5/13.3 kg/cm

VIBRATION FREQUENCY
HIGH / LOW

58 Hz

NOMINAL AMPLITUDE
HIGH / LOW

0.5 mm

CENTRIFUGAL FORCE
HIGH LOW

27 kN

ENGINE

MANUFACTURER

DYNAPAC

RATED
POWER

39 hp @ 2,600 rpm

ELECTRICAL
SYSTEM

12 V

ENGINE
TYPE

3 cyl, water cooled

FUEL TANK
CAPACITY

50 l



RELIABLE AFTERMARKET S



SUPPORT



SERVICE

We've got you covered with our professional and fast service support through our REDLINE dealer network.

SPARE PARTS

Ensure the longevity and performance of your equipment with our REDLINE authentic spare parts. Don't compromise on quality or reliability. REDLINE genuine spare parts are crafted to exact specifications. Spare parts you can rely on.

TRAINING

REDLINE dealers are trained specialist for the products and application. So, you can benefit from a well trained service engineer, allowing you to focus on your core business activities.

EXTENDED WARRANTY

Ensure peace of mind with our extended warranty options, providing added protection and security for your investments. Trust in our comprehensive support.

REDLINE WIDE RANGE PORTFOLIO





