

REDLINE

LIGHT EQUIPMENT



- REDLINE Walk Behind Roller
- REDLINE Forward Plates
- REDLINE Reversible Plates
- REDLINE Cutters
- REDLINE Pokers and Drive Units

The **REDLINE** compact equipment provides a simplified, smart operation of optimal results.

Our durable range of highly efficient compact equipment ensures ideal job outcomes with maximum reliability, safety, and lasting quality. Operational excellence, combined with a comprehensive service and support team give our customers the confidence they need to bring even the toughest of jobs to their successful conclusion.

The **REDLINE** compact equipment offers a large range of light compaction equipment and concrete equipment:

- Walk behind roller.
- Forward and reversible vibratory plates.
- Cutter.
- Pokers and drive units.

A fantastic range of equipment! **DRIVE YOUR SUCCESS - BUILD IT RED!**

REDLINE COMPACT EQUIPMENT

Compaction



Walk Behind Roller



Reversible Plates



Forward Plates

Concrete



Cutter



Pokers and Drive Units



RUGGED & ROBUST

REDLINE Walk Behind Roller



Best in Class Compaction

Harnessing the power of efficiency and exceptional performance, RW 750 D is designed to elevate your productivity, delivering exceptional outcomes with every use.

Keyless Operation

Say goodbye to the hassle of multiple keys and manual operations with our innovative electric start and stop system - all controlled by a single button for seamless convenience.



Hydraulic Breaking System

Hydraulically Operated Advanced parking Brake system delivers peace of mind on even the steepest terrain.



Application



RW



top / binder / base

Technical Data

RW 750D



Masses

Operating mass, kg	745
Basic m	715
Static linear load kg/cm ²	5.5



Traction

Speed forward/reverse, km/h	4.5/2.5
Max. gradeability without vibr./with vibr.,	35%



Compaction

Centrifugal force (front/rear), kN	22
Nominal amplitude (front/rear), mm	0.4
Vibration frequency, Hz	60



Engine

Manufacturer/Model	Kohler KD 441
Type	Air cooled, diesel
Power	6.6 kW @ 2900 rpm
Fuel tank capacity, l	5
Water tank capacity, l	58

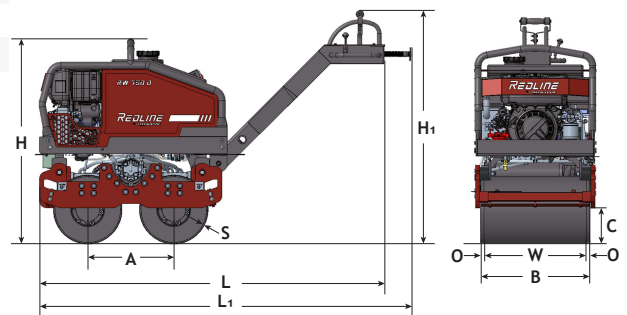


Dimensions

A. Wheelbase, mm	500
B. Width / W. Drum width, mm	720 / 650
C. Clearance, mm	210
D. Drum diameter, mm	400
H / H1. Height, mm	1,192/1,350
L / L1. Length, mm	1,986/2,165
S. Drum shell thickness, mm	9

Features

- Infinitely variable machine speed control
- Hydrostatic Parking brake system Delivers peace of mind on even the steepest terrain
- Optional lighting for night visibility
- Double your comfort and control with our advanced vibration reduction
- Single-point lifting for easy transportation
- Innovative start and stop control simplify your workflow seamlessly
- The easy-to-clean sprinkling system and accessibility to the service points reduce downtime
- Back-up drive protection on the steering handle
- Vibration and throttle
- Two Scraper on each drum
- Keyless electric starter system
- One Point lift



COMPACT & TOUGH

REDLINE Forward Plates



Max Uptime

The tubular frame protects the power-pack against damages from tough job conditions.

Puncture proof transport wheels.

Min Cost

Heavy duty base plate that offers excellent wear resistance.


Protected from the sand and stones, fully enclosed belt drive maximizes the life time of components like the V-belt.

Operating Comfort

Operator fatigue is reduced by vibration dampened handle.

Foldable handles that save space, one point lift and transport wheels help move the equipment with ease.

Application



RV



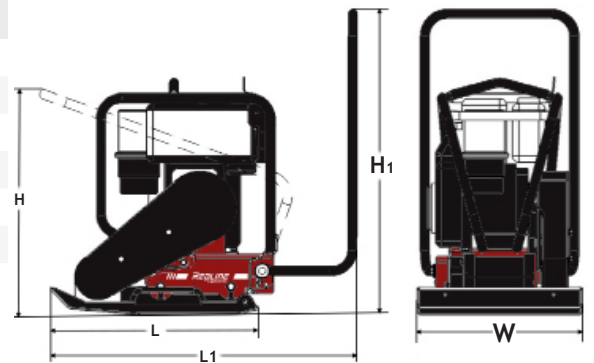
top / binder / base

Technical Data

	RV50	RV80	RV100	RV140D
Masses				
Operating mass, kg	53	78	104	137
Net Weight, kg	50	67	97	128
Traction				
Max. gradeability, %	36.4	36.4	36.4	NA
Max. working speed, m/min	24	26	24	22
Compaction				
Frequency, Hz	100	93	93	93
Centrifugal force, kN	11	12	19.6	20
Amplitude, mm	2.4	1.44	0.95	0.85
Engine				
Manufacturer/Model	Honda GX 160	Honda GX 160	Honda GX 160	Greaves 1520
Type	Air cooled, Petrol	Air cooled, Petrol	Air cooled, Petrol	Air cooled, diesel
Power	3.6 kW @ 3,600 rpm	3.6 kW @ 3,600 rpm	3.6 kW @ 3,600 rpm	3.72 kW @ 3,600 rpm
Fuel tank capacity, l	3.6	3.6	3.6	3.6
Dimensions				
H. Height, mm	440	650	580	720
H1. Height, mm	475	900	621	670
H2. Height, mm	950	900	904	930
L. Length, mm	484	550	634	634
L1. Length, mm	760	790	864	930
W. Basic plate width, mm	350	350	500	500

Features

- Foldable steering handle with vibration isolation
- Highly wear resistant base plate
- All around protection for V-belt
- Protection frame for powerpack
- Recoil starter
- Carrying handles
- One point lift
- Puncture proof transport wheels (+4 kg)



SIMPLE & RELIABLE

REDLINE Reversible Plates



Max Uptime & Min Costs

When it comes to larger areas, the powerful RR's from Dynapac Redline are ideal for the job - traction and compaction made easy. Extreme conditions are easily dealt with, thanks to their rugged design and allaround protection cage.


Safe, Convenient & Practical

All the operating parameters are at reach, made it easy to operate for longer working hours.

Self Cleaning Plate

Open style construction of the heavy duty base reduces the maintenance cost. As the stones don't get stuck, wear and tear of parts are minimized.

Application



top / binder (light weight) / base

Technical Data

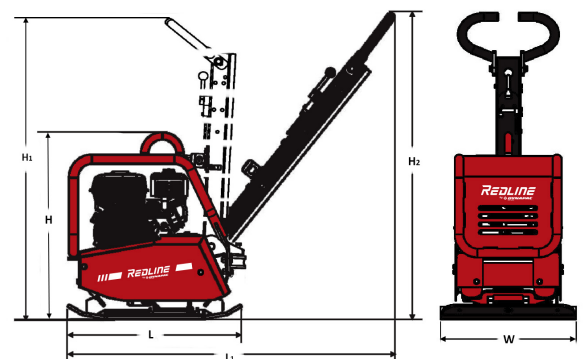
	RR150	RR180	RR200D
Masses			
Operating mass, kg	151	183	196
Net mass, kg	149	181	191
Traction			
Max. gradeability	46.6	55	55
Max. working speed, m/min	20	20	20
Compaction			
Centrifugal Force, kN	24	30	30
Frequency, Hz	92	81	81
Engine			
Manufacturer/Model	Honda GX 160	Honda GX 200	Greaves 1520
Type	Air cooled, Petrol	Air cooled, Petrol	Air cooled, diesel
Power	3.6 kW @ 3,600 rpm	4.3 kW @ 3,600 rpm	3.72 kW @ 3600 rpm
Fuel tank capacity, l	3.6	3.6	3.6
Dimensions			
H. Height, mm	690	690	750
H1. Height, steering rod (lowered), mm	1,140	1,140	1,140
H2. Height, steering rod (raised), mm	1,150	1,150	1,150
L. Length, mm	642	710	710
L1. Length, mm	1,120	1,230	1,230
W. Basic shoe width, mm	500	500	500

Features

- Control handle with vibration isolation
- Control lever lock in transport position
- Reverse drive protection
- Highly wear resistant base plate
- All around protection hood
- All around protection for V-belt
- One point lift
- Recoil starter

Options

- Transport wheels



POWERFUL & PRECISE

REDLINE Cutters



Precise Cutting

Eccentric lock or two position lock for blades-holds the blade in position which increase efficiency and depth of cutting.

Ergonomical design ensures fatigue free operation.

Robust Design

One point lifting hook and wheels enable you to move the unit around easily.

Built in water tank - painted from the inside to avoid rusting.

Superior weight distribution for precise cutting results.

Build to be Powerful

Equipped with diamond cutter, which ensures high quality cutting operation for road beside concrete and asphalt. Extreme wear resistance results in increase in life span, there by reducing the operating cost.

The higher velocity of blades ensures low noise, vibration and pollution making it environment friendly.

Technical Data

RC185

RC185D



Masses

Operating mass, kg	135	188
Net mass, kg	129	168



Cutting section

Diamond blade, max., mm	500	510
Max. cutting depth, mm	185	185
Spindle diameter, mm	25.4	25.4
Water tank capacity, l	40	40



Engine

Manufacturer/Model	Honda GX390	Greaves 1510
Type	Air cooled, Pertol	Diesel
Power	8.7 kW	6.1 kW
Fuel tank capacity, l	6.5	6.5

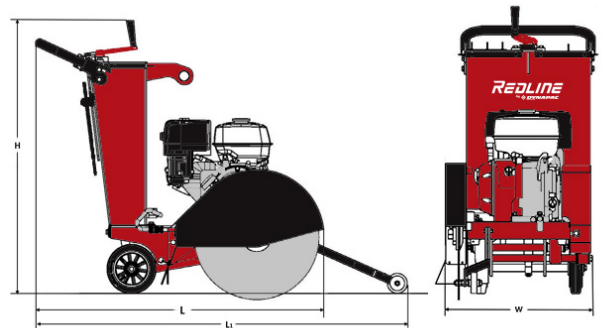


Dimensions

H. Height, mm	1,115	1,115
L. Length, mm	1,176	1,176
L1. Length, mm	1,520	1,520
W. Width, mm	585	585

Features

- Variable cutting
- Two position lock for precise depth control
- Rust free water tank with painted interior
- Heavy duty quick connection for water spray system
- Four banded cogged V-belt
- All around protection for V belt
- Lifting hook
- Recoil starter



Diamond Cutter Blades for Concrete & Asphalt

Diameter


- 450 mm ○
- 500 mm ■

- Standard
- Optional



EFFICIENT &

*REDLINE Mechanical Pokers
& Drive Units*



Engine Protection

The robust frame with side covers protects the rubber-mounted engine from external forces.

Easy to Service

Engine is easy to service with simple access to all the service points

Low Fuel Consumption

The built-in fuel tank provides hours of uninterrupted work.

REDLINE Drive Units for Mechanical Pokers

Technical Data	RD22e	RD36	RD37D
Masses			
Operating mass, kg	28	28	59
Engine / Motor			
Manufacturer/Model	Branded	Honda Engine Gx160	Greaves 1520
Type	Electrical Single Phase	Petrol	Diesel
Power	2.2kW @ 2,800 rpm	3.6kW @ 3,600 rpm	3.67kW @ 3,600 rpm
Fuel tank capacity, l	NA	3.1	4.1
Dimensions			
Length L, mm	439	450	559
Width H, mm	326	430	500
Height H, mm	423	430	580

Features

- High vibration frequency with low shaft speed
- Effective consolidation of concrete.
- Operates on pendulum principle
- Electric motor thermal protection
- Available with 3 different drive units (Electric, Petrol or Diesel)

REDLINE Pokers with 30mm, 45mm and 60mm Tube Head Diameter

Technical Data	RP30	RP45	RP60
Centrifugal force, kN	4.5	4.5	5.8
Poker Type	Pendulam	Pendulam	Pendulam
Noise Level, dB	80 - 85	78	83
Frequency, vpm	12500	12000	11300
Tube Head Diameter, mm	30	45	60
Hose Length, m	5	5	5
Weight, kg	14.5	16	18





REDLINE

by  **DYNAPAC**
FAYAT GROUP



RELIABLE

Rely on your equipment

- Do not compromise on quality, rely on the REDLINE products
- Easy operation and proven design ensure homogeneous results
- Convenient and professional support secures your equipment



EFFICIENT

Get it done efficiently

- Easy and simple machine built up provides the operator a clear and efficient working environment
- Reduces cost of ownership due to a lean machine design
- Maximize machine efficiency and security Dynapac Fleet management system



DURABLE

Built for tough work

- Powerful and durable equipment for demanding applications
- REDLINE uses high quality components for high wear resistance and long service intervals

DRIVE YOUR SUCCESS - BUILD IT RED!

Dealer's Stamp

